

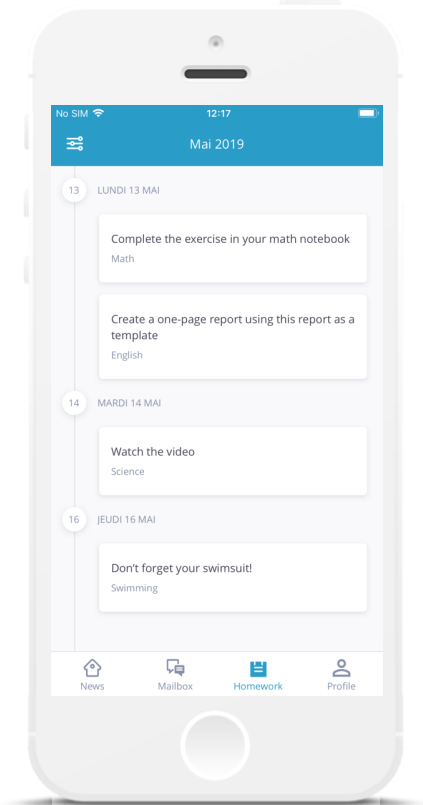
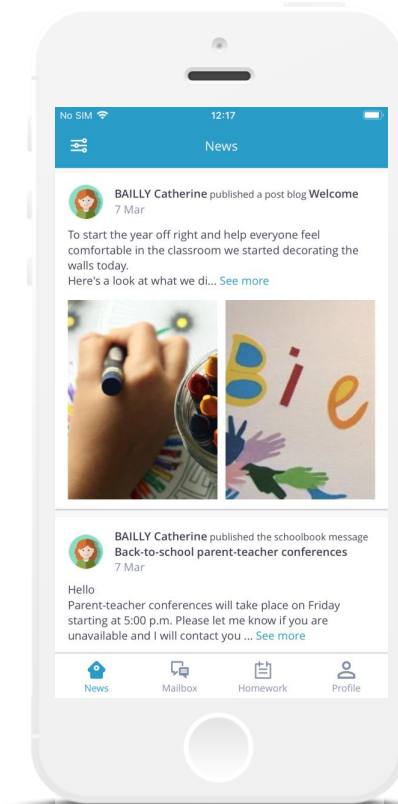
ONE Pocket

All of ONE's main features,
right at your fingertips!

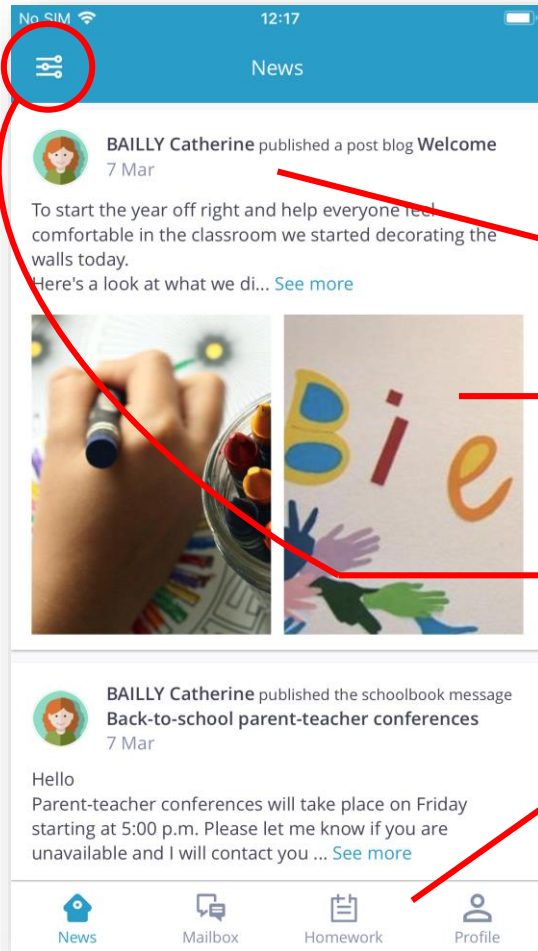


What is ONE Pocket?

ONE, the leading educational social network for elementary schools, is now available as a mobile app. ONE Pocket is a lighter version of your virtual learning environment that can be accessed directly from your smartphone or tablet and is designed to make communication between school and home even easier!



Newsfeed



Access your Newsfeed so you can stay up to date with your Blog, School Journal, and News apps.

Here is an example of a notification you might receive. It shows a simplified description of the latest news and the user's name.

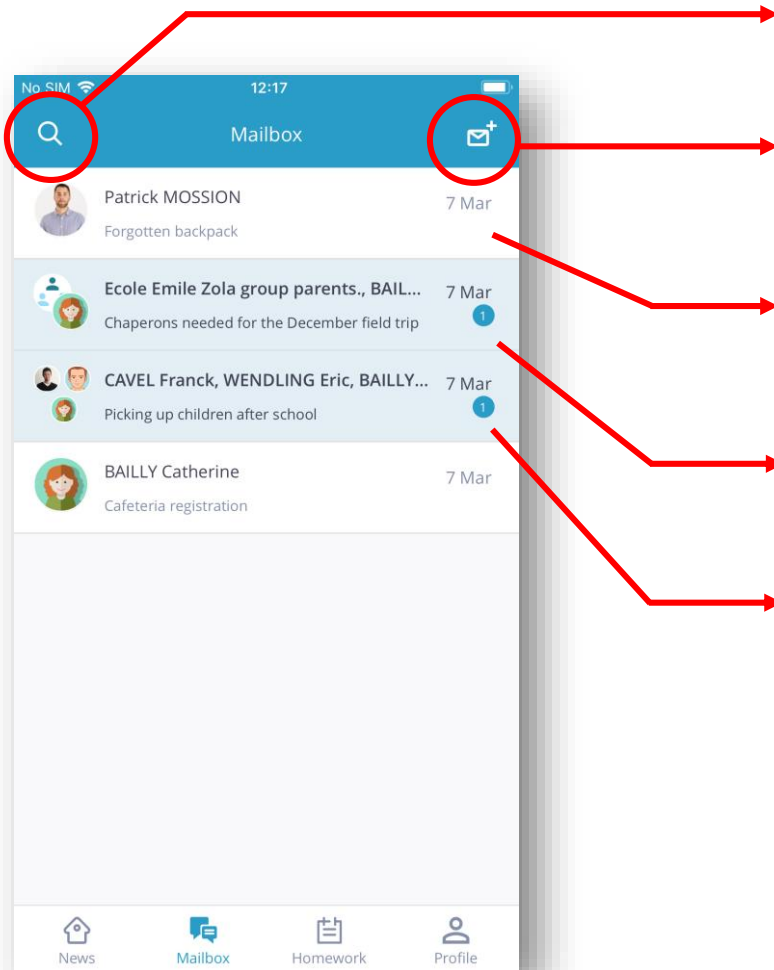
You'll have direct access to a preview of the notification, which includes both text and images.

You can filter the notifications and choose to see only the notifications related to your Blog, News, or School Journal apps.

You can use this menu to navigate to your Mailbox, Text Notebook, or profile.

Mailbox

Don't miss out on any messages!



Using the search bar, you can find a specific message more quickly.

Click on this button to write a new message.

You can exchange messages with your child's teacher or personnel at the school. Once you've read it, the message will turn white.

You can communicate with several members of your network through the same message. This message is blue, which means you haven't opened it yet.

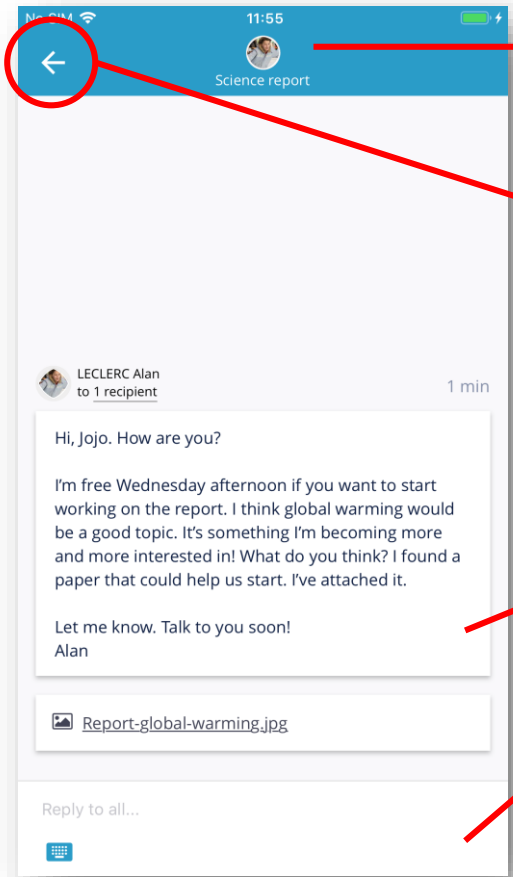
The number in blue shows that you've already received two responses.



If you receive a group message and want to answer it directly, your reply will be sent to all the recipients of the initial message. Create a new message if you only want to respond to one or some of the recipients.

Mailbox

Don't miss out on any messages!



When you open a message, you'll have access to the sender's profile and the subject of the message.

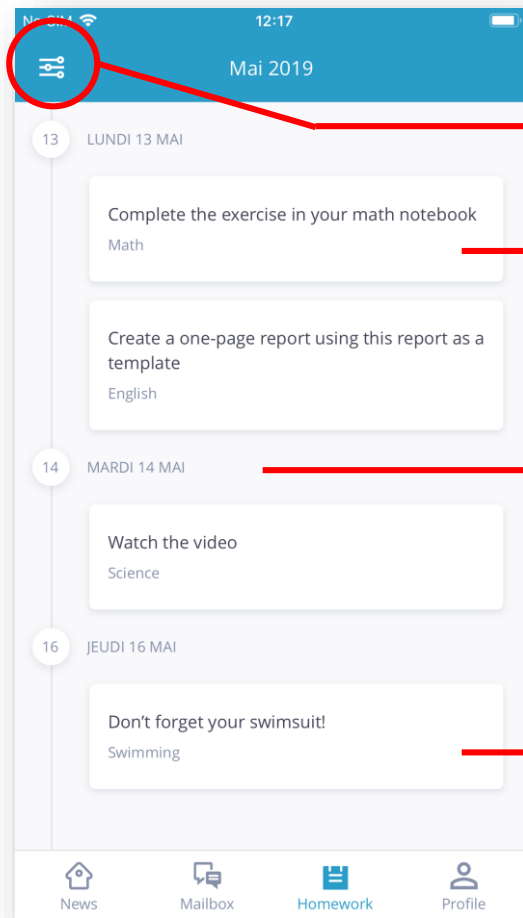
This arrow will bring you back to the Mailbox menu.

To differentiate more easily between each person's message, your response will appear in blue.

Click this box to open your keyboard and write your response.

Text Notebook

Easily keep up to date with your lessons and homework.



This button lets you choose which Text Notebook you would like to display.

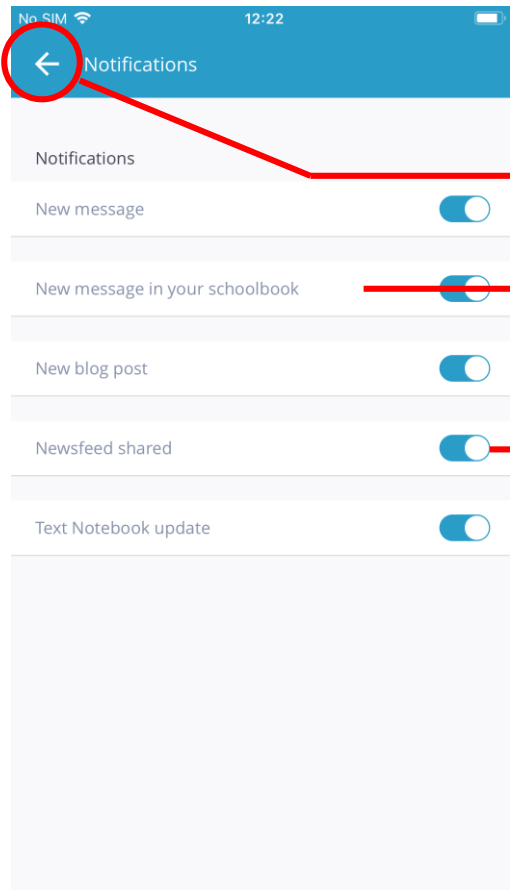
Activities are listed by chronological order.

The date clearly separates the boxes included in the activities section.

By clicking on the activity, you'll see a more detailed description of the task. If the description includes multimedia content, you'll be able to read this information directly as well.

Push notifications

Push notifications are messages that appear on your smartphone in real time to tell you about new activity on the application. Push notifications are even more convenient than the external notification system!



This arrow lets you return to the previous screen.

Stay up to date whenever someone in your network publishes news, messages, or blog posts, or notes in the School Journal.

You can choose to activate or deactivate push notifications for each type of news by clicking on the cursors.



You will not receive push notifications while you are using the app. They will become active as soon as you switch to something else. That way, you can be sure to always stay up to date with what's happening in your network.

Accessing ONE Pocket



Step 1

Download

the application from the App Store or Google Play.



Step 2

Select

the name of your virtual learning environment (ONE, Iguane, Colibri, etc.).



Step 3

Enter

the username and password you typically use to log into your network.